



FRAME and DOOR SYSTEM

 OUR DESIGN



► **SOFIA** ◀  
**FULL GLASS DOORS  
 FOR  
 FREEZER & COOLER CABINETS**

- All-glass door, where the frame is almost invisible for best product visibility.
- Freezer aisles benefit from an all-glass look as the all glass doors increase the appeal of freezer cabinets with a spacious glass facade.
- All glass doors from sofia feature slim edge protection, offer a clear view of the products stored and come in a modern all-glass design.
- Perfectly insulated door for cold and deep freeze storage.
- Condensation free view for deep freeze storage.
- Robust frame and door construction.
- Hydraulic Hinge System Soft Closing or Spring Systems Vertical or Semi Vertical Doors
- T5-T8-Led lighting/Custom colors available
- The glass doors are made of a triple glazed insulated glass unit

**Three Versions Are Available**

- **SOFIA Heated Doors / SOFIA Energy Free Anti-Fog Doors**
- **SOFIA Cooler Doors**

<b>COOL</b>	<b>ENERGY</b>
Energy Free	Energy Free
Anti-Fog	Anti-Fog

\*\*The frame is designed for minimum energy consumption.



\*A transparent anti-fog foil reduces visible condensation when the doors are opened. They are equipped with triple glazing and feature high thermal insulation.

UPPER DETAIL



BOTTOM DETAIL



HANDLE DETAIL



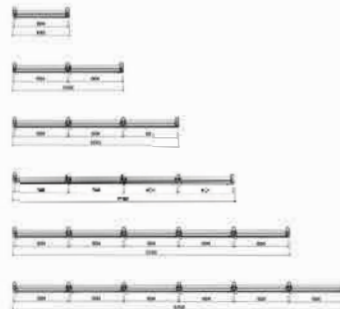

► **SOFIA** ◀  
**FRAMELESS GLASS DOOR SYSTEM**



► **Standart Dimension**



**Combi Freezer**



Door Quantity	L	H1	H2	M1/M2
1	795	1630	1665	700/1801
2	1590	1790	1825	750/1761
3	2385	1830	1865	750/1801
4	3180	1830	1865	750/1801
5	3975	1830	1865	750/1801

Door Quantity	L	H1	H2	M1/M2
1	640	1067	1092	504/1028
2	1280	1067	1092	504/1028
3	1920	1067	1092	504/1028
4	2560	1067	1092	504/1028
5	3200	1067	1092	504/1028
6	3840	1067	1092	504/1028

► ROME ◀

**Classic Heated Doors  
For  
Freezer Systems**

- Optimum insulation properties of the doors support energy efficiency of cold rooms and other food retail stores.
- Perfectly insulated door for cold and deep freeze storage
- Condensation free view for deep freeze storage
- Robust frame and door construction
- Self closing & Hold open function for easy loading
- Fully reversible doors
- Insulated 2-pane (External tempered, internal low-e glass tempered) for positive
- Insulated 3-pane (External tempered with heated glass, middle & internal clear glass tempered) for negative

**OPTIONS**

- Electronic ballast system
- T5 or Led lighting
- Custom colors available for frame and doors
- 13 mm and 30 mm jamb option for cold room
- Anti-fog coating available
- External & Internal glass can be tempered



UPPER DETAIL



BOTTOM DETAIL



HANDLE DETAIL





► ROME ◀

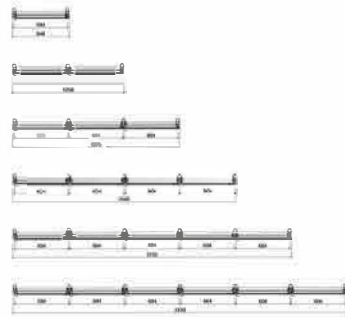


**POSITIVE & NEGATIVE GLASS DOOR SYSTEM**



► Standart Dimension



Combi Freezer



Door Quantity	L	H1	H2	M1/M2
1	795	1830	1685	760/1601
2	1592			
3	2385	1730	1625	760/1751
4	3178			
5	3975	1630	1565	760/1801

Door Quantity	L	H1	H2	M1/M2
1	640			
2	1280			
3	1920	867	803	604/829
4	2560			
5	3125	1069	1002	604/1020
6	3750			



► **SOFIA SKY** ◀

**EXTENDED ALL GLASS DOORS SYSTEMS FOR FREEZER CABINETS**

- Extended glass doors close flush with the upper edge of a freezer cabinet.
- Freezer aisles benefit from an all-glass look as the all glass doors increase the appeal of freezer cabinets with a spacious glass facade.
- All glass doors from Sofia Sky feature slim edge protection, offer a clear view of the products stored and come in a modern all-glass design.
- Perfectly insulated door for cold and deep freeze storage.
- Condensation free view for deep freeze storage.
- Robust frame and door construction.
- Self closing & Hold open function for easy loading
- T5-T8-Led lighting/Custom colors available
- The glass doors are made of a triple glazed insulated glass unit

**Three Versions Are Available**

- Heated Doors/**Energy Free Anti-Fog Doors**
- Cooler Doors

LIGHT		ENERGY	
Transmittance	99	Solar factor	55
Reflection	99	Reflection	91



\*\*The frame is designed for minimum energy consumption.

\*A transparent anti-fog foil reduces visible condensation when the doors are opened. They are equipped with triple glazing and feature high thermal insulation.

UPPER DETAIL



BOTTOM DETAIL



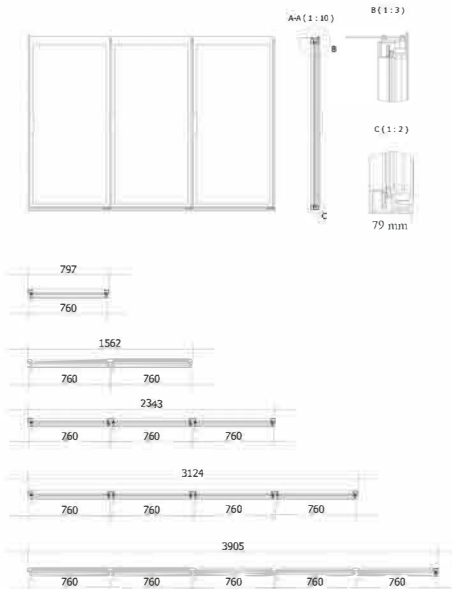
HANDLE DETAIL



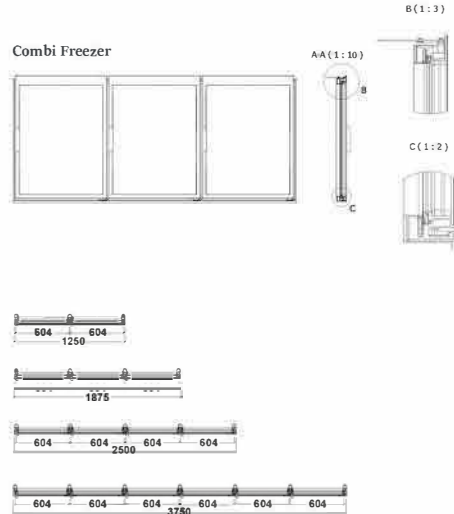
► **SOFIA SKY** ◀  
**EXTENDED FRAMELESS NEGATIVE GLASS DOOR SYSTEM**



► **Standart Dimension**



**Combi Freezer**



Thermal Properties of Windows - Venice

EN 673	
U-value	0.8



UPPER DETAIL



BOTTOM DETAIL



HANDLE DETAIL



▶ **VENEZIA WIDE LOOK** ◀  
**FULLY TRANSPARENT CHILLER  
 DOOR SYSTEMS**

- ▶ Fully transparency for an appealing shop design.
- ▶ Food presentation is still perfectly visible when a cabinet is closed with double glazed doors, even at the vertical edges by using a transparent spacer
- ▶ **Self and Soft closing system, equipped with hydraulic hinge. Closing speed can be adjusted.**
- ▶ Anti-condensation Perfectly insulated door and frame system. (no energy is consumed)
- ▶ Robust frame and door construction.
- ▶ Hold open function for easy loading
- ▶ Led lighting / Custom colors available for frame and door.
- ▶ Energy savings of up to 65% compared with open multi-decks.
- ▶ Suitable for retrofitting of open multideck cabinets. High stability glass doors.
- ▶ Cheap transport cost with disassembled frames.

**OPTIONS**


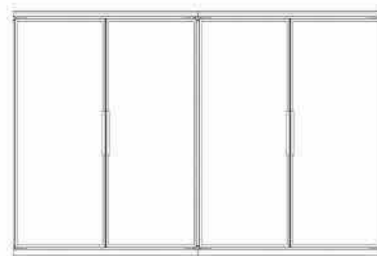
- ▶ VENEZIA WIDE LOOK SEMI-VERTICAL
- ▶ VENEZIA WIDE LOOK ROLL-IN DOOR




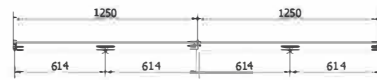
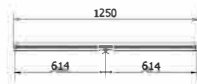
▶ **VENEZIA WIDE LOOK** ◀  
**FULLY TRANSPARENT CHILLER DOOR SYSTEMS**



▶ **Standart Dimension**



**B ( 1:2 )**





UPPER DETAIL



BOTTOM DETAIL



HANDLE DETAIL



► VENEZIA ◀  
**FRAMELESS GLASS DOOR SYSTEMS  
 FOR  
 CHILLER CABINETS**

- All-Glass Door system designed for the presentation of dairy products.
- Frameless door design for maximum visibility. Clear and wide view to the inside of cabinets for a perfect merchandise presentation.
- Self and Soft closing system, equipped with hydraulic hinge. Closing speed can be adjusted.
- Anti-condensation Perfectly insulated door and frame system. (no energy is consumed)
- Robust frame and door construction.
- Hold open function for easy loading
- Led lighting / Custom colors available for frame and door.
- Energy savings of up to 65% compared with open multi-decks.
- Suitable for retrofitting of open multideck cabinets. High stability glass doors.
- Cheap transport cost with disassembled frames.

**OPTIONS**

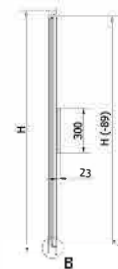

- VENEZIA SEMI-VERTICAL
- VENEZIA ROLL-IN DOOR




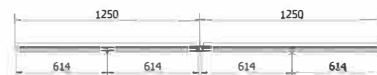
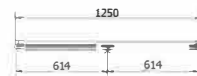
► VENEZIA ◀  
**FRAMELESS GLASS DOOR SYSTEM**




► Standart Dimension



B ( 1:2 )





► **VENEZIA SKY** ◀  
**ALL GLASS DOORS FOR CHILLER CABINETS**

- All-Glass Door system designed for the presentation of dairy products.
- Frameless door design for maximum visibility. Clear and wide view to the inside of cabinets for a perfect merchandise presentation.
- **Self and Soft closing system, equipped with hydraulic hinge. Closing speed can be adjusted.**
- Anti-condensation Perfectly insulated door and frame system. ( no energy is consumed)
- Robust frame and door construction.
- Hold open function for easy loading
- **Led lighting / Custom colors available for frame and door.**
- Energy savings of up to 65% compared with open multi-decks.
- Suitable for retrofitting of open multideck cabinets. High stability glass doors.



**OPTIONS**

- SEMI-VERTICAL
- VENEZIA WIDE LOOK SKY

UPPER DETAIL



BOTTOM DETAIL



► **VENEZIA WIDE LOOK SKY** ◀  
**ALL GLASS DOORS FOR CHILLER CABINETS**

- All-Glass Door system designed for the presentation of dairy products.
- Frameless door design for maximum visibility. Clear and wide view to the inside of cabinets for a perfect merchandise presentation.
- **Self and Soft closing system, equipped with hydraulic hinge. Closing speed can be adjusted.**
- Anti-condensation Perfectly insulated door and frame system. ( no energy is consumed)
- Robust frame and door construction.
- Hold open function for easy loading
- **Led lighting / Custom colors available for frame and door.**
- Energy savings of up to 65% compared with open multi-decks.
- Suitable for retrofitting of open multideck cabinets. High stability glass doors.

**OPTIONS**

- VENEZIA WIDE LOOK SEMIVERTICAL

UPPER DETAIL



BOTTOM DETAIL





Handle Options

**NEW PRODUCTS**

► KIEV ◄  
CHILLER DOOR SYSTEMS

- Glass Door system designed for the presentation of dairy products.
- Self closing system, equipped with spring hinge. Closing speed can be adjusted.
- Anti-condensation Perfectly insulated door and frame system. ( no energy is consumed)
- Robust frame and door construction.
- Hold open function for easy loading
- Led lighting / Custom colors available for frame and door.
- Energy savings of up to 65% compared with open multi-decks.
- Suitable for retrofitting of open multideck cabinets. Easy montage.
- Cheap transport cost with disassembled frames.

HINGE DETAIL



HANDLE DETAIL



HANDLE DETAIL



\*\*Energy Free

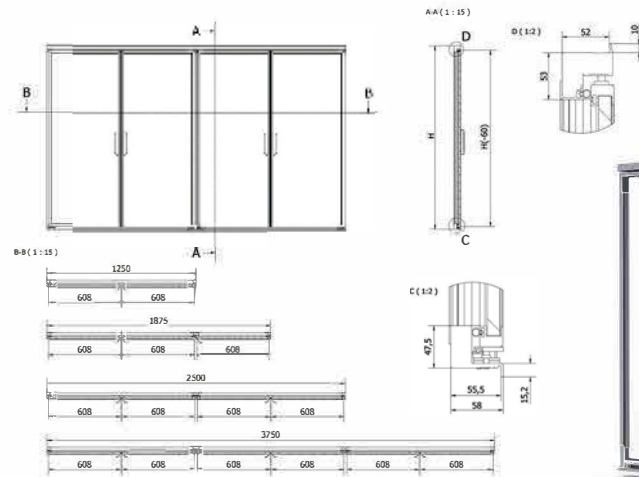


"SAVE ENERGY"

► KIEV ◄  
CHILLER DOOR SYSTEMS



► Standart Dimension









► SYDNEY WIDE LOOK ◀  
FULLY TRANSPARENT DESIGN  
SLIDING DOOR SYSTEMS

- Fully transparency for an appealing shop design.
- No matter where a product is presented on the shelf, it is fully visible, even behind the vertical edge of a door.
- The extra-large display area provides high visibility of products inside the cabinet while there is no limitation in the aisle area thanks to slide-opening mechanism.
- Self and Soft closing system. Hold open function for easy loading (soft closing options)
- Led lighting / Custom colors available for frame and door.
- Energy savings of up to 60% compared with open multi-decks.
- Suitable for retrofitting of open multideck cabinets.
- Handle : Custom design & Multiple options.



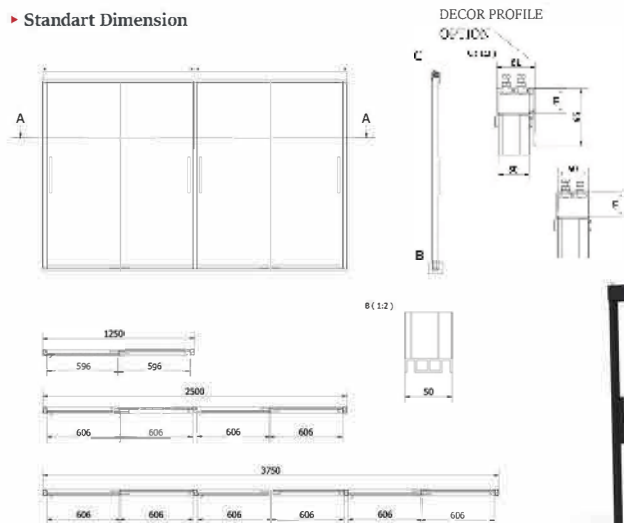
HANDLE DETAIL



► SYDNEY WIDE LOOK ◀  
TRANSPARENT DESIGN SLIDING DOOR SYSTEMS



► Standart Dimension



Available in different dimensions.





► SYDNEY CLASSIC ◀  
DESIGN SLIDING DOOR SYSTEMS

- The combination of silver anodized aluminium with PVC profile
- Hold-open & door stop function Selfclosing doors with weight system
- Soft closing with hydraulics system (options)
- Insulated 2-pane (External tempered glass, Internal low-e glass)
- Modular door options as 2 / 4 / 6
- Cheap transport with disassembled frames
- Lightness and perfect display of your products
- Led lighting / Custom colors available for frame and door.
- Energy savings of up to 60% compared with open multi-decks.
- Suitable for retrofitting of open multideck cabinets.



HOLD OPEN



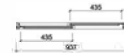
BOTTOM DETAIL



► Standart Dimension



Door Quantity	L	H1	M1	M2
2	907		435	
4	1290		502	
6	2500		602	
	3750		602	



Available in different dimensions.

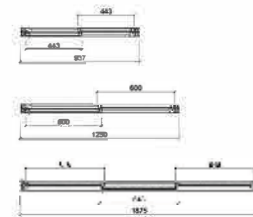
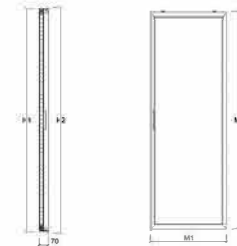




►NEWCASTLE◄  
CLASSIC ALUMINUM DESIGN  
SLIDING DOOR SYSTEMS

- Aluminium profiles for the door and the frame are silver anodized.
- Hold-open function for easy loading
- Self-closing doors with weight system
- Insulated 2-pane  
(External tempered glass, Internal low-e glass)
- Modular door options as 2 / 3
- Frame with resistance
- Led lighting / Custom colors available for frame and door.
- Suitable for retrofitting of open multideck cabinets.

► Standart Dimension



Door Quantity	L	H1	H2	M1	M2
2	937			443	
3	1250		H1+18	600	
	1875			618	



SELF CLOSING



HANDLE DETAIL



Available in different dimensions.



► **TOLEDO** ◀  
**CURVED SEMI-VERTICAL  
 SLIDING  
 GLASS DOOR SYSTEMS**

- Suitable for retro fit projects
- Smooth & easy opening
- Lower and upper profiles are silver anodized
- 6 mm Low-e tempered curved glass
- Contemporary curved glass styling
- The wide visibility with frameless glass doors
- Wide opening sliding system
- PVC Handle

**OPTIONS**

- Low-e coated, tempered Double curved glazing available
- Transparent Flat Double Glass
- Different handle options

**BOTTOM DETAIL**



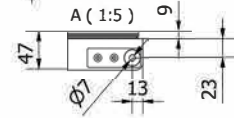
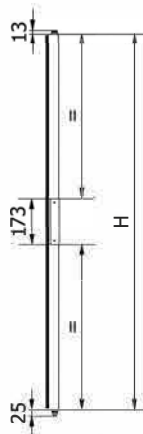
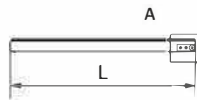
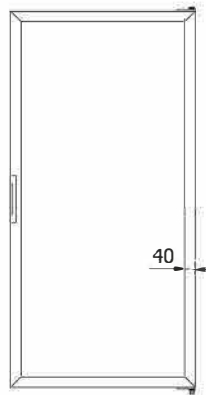
**WHEEL SYSTEM**



**STOPPER**



**"SAVE ENERGY"**



**"SAVE ENERGY"**

**OUR DESIGN**

► **PETRA PVC PLUG-IN** ◀

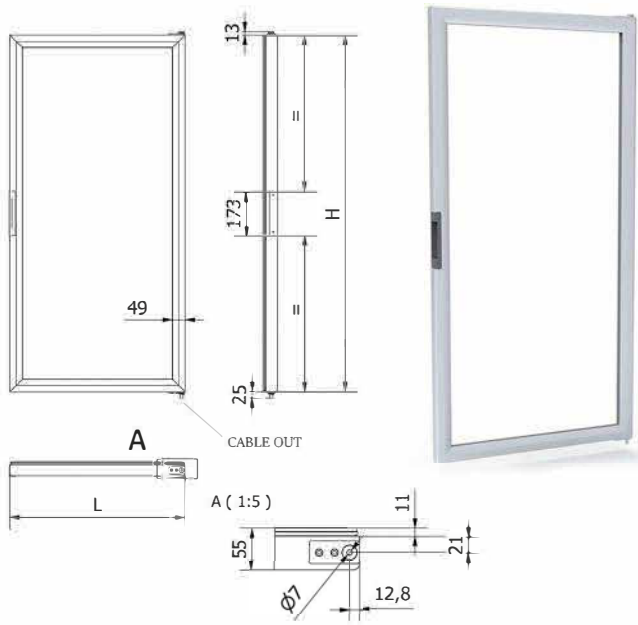
- Self closing system. Closing speed can be adjusted.
- Pvc profile high thermal isolation.
- Custom color option. White, Grey and Black is standart.
- Available in different dimensions.
- Special hinge adapter according to the cabinet (optional)
- Insulated 2-pane  
 (External tempered glass, Internal low-e glass)

**HANDLE DETAIL**



**SELF CLOSING SYSTEM**





"SAVE ENERGY"

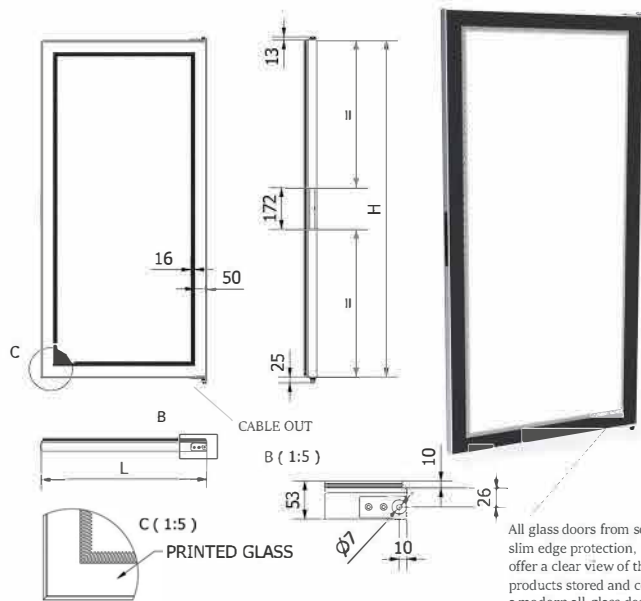
► **PETRA ALUMINUM PLUG-IN  
GLASS DOOR SYSTEMS**

- Self closing system. Closing speed can be adjusted.
- Pvc with aluminum profile thermal barrier.
- Custom color option. Silver anodized aluminum standart.
- Available in different dimensions and different voltage.
- Special hinge adapter according to the cabinet (optional)
- Insulated 3-pane  
(External tempered heated glass, middle and internal clear glass) internal glass tempered option.
- Anti-fog coating option is available.

HANDLE DETAIL



SELF CLOSING SYSTEM



"SAVE ENERGY"

OUR DESIGN

► **SOFIA FRAMELESS PLUG-IN  
NEGATIVE GLASS DOOR  
SYSTEMS**

- Self closing system. Closing speed can be adjusted.
- Pvc with aluminum profile thermal barrier.
- Custom color option. Silver anodized aluminum standart.
- Available in different dimensions and different voltage.
- Special hinge adapter according to the cabinet (optional)
- Insulated 3-pane  
(External tempered printed glass, middle and internal clear glass) internal glass tempered option.
- Anti-fog coating option is available.

HANDLE DETAIL



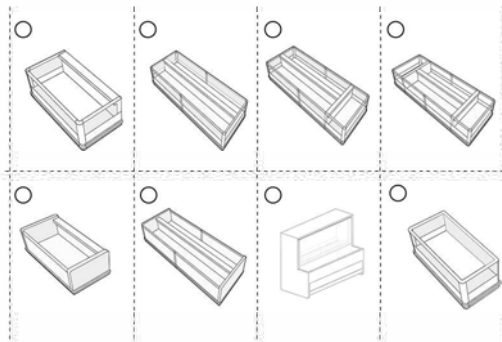
SELF CLOSING SYSTEM



All glass doors from sofia feature slim edge protection, offer a clear view of the products stored and come in a modern all-glass design.

► DUBLIN PUSH PULL ◀  
ISLAND GLASS COVER SYSTEMS

► Applicable Cabinets



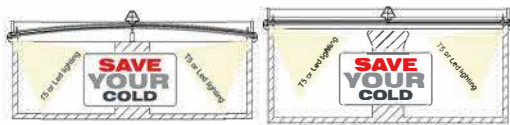
ERGONOMIC HANDLE



SAFE FINGER GRIP



OPTION  
CURVED GLASS - FLAT GLASS

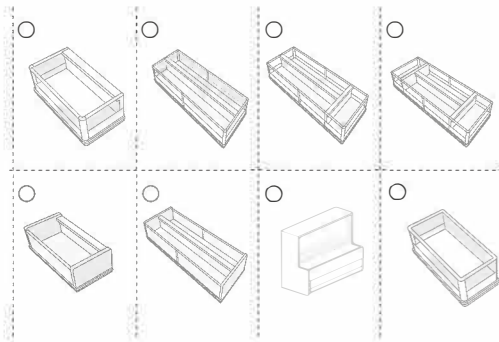


Available in different dimensions.

- Made to measure design adaptation for all refrigerated cabinet
- Push-pull sliding glass cover
- 4 mm. low-e coated and tempered glass covers
- Price bar application
- Smooth and Easy to open
- Consistent low temperature for frozen food
- Available in gray and black colour
- The combination of painted aluminium with PVC profile

► DUBLIN LEFT-RIGHT ◀  
ISLAND GLASS COVER SYSTEMS

► Applicable Cabinets



OPTION  
CURVED GLASS - FLAT GLASS



Available in different dimensions.

- Made to measure design adaptation for all refrigerated cabinet
- Right and left sliding glass cover
- 4 mm. low-e coated and tempered glass covers
- Price bar application
- Smooth and Easy to open
- Consistent low temperature for frozen food
- Available in gray colour
- The combination of painted aluminium with PVC profile

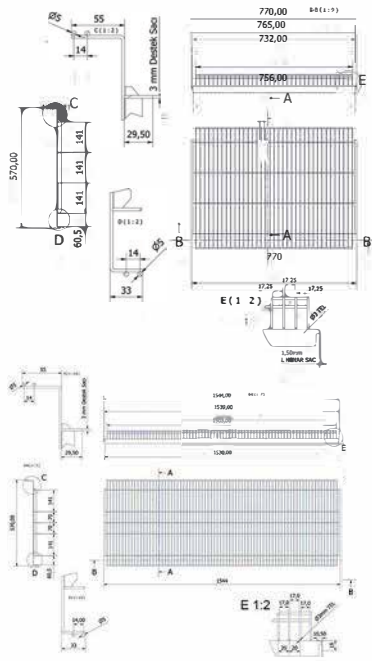




OUR DESIGN


[www.ourdesignarc.com](http://www.ourdesignarc.com)





► **TEKNO SHELF** ◀

- Easy installation
- Shelf are prepared single 770 mm. and double 1562 mm.
- Available in different dimensions
- Produced in steel with galvanized coated & painted by electrostatic paint
- Adjustable lane size optional
- Standard colouris RAL 9002
- Fully adjustable angle
- Product stoper in front side
- Can carry up to 120 kg.
- Quality construction



OUR DESIGN

**ABOUT OUR DESIGN**

Since 2010, using the experience and knowledge gained under the name of different companies, operates as your "solution partner" in cold storage, refrigerator sections and equipment, cooling system applications, project drawing, consultancy service, system design and production, device technology selection. Customer satisfaction and being a key partner for every customer is our main focus while providing services according to the latest technologies and environmental regulations.